

Fugalite® Bio Parquet

Water-based resin for wood-effect grouting of wood-effect tiles.

Fugalite® Bio Parquet is dermatologically-tested, with the result as hypoallergenic according to a skin tolerance medical experiment conducted at the University of Modena and Reggio Emilia dermatological clinic. Available in 12 natural shades inspired by the types of wood mainly used for making hardwood floor coverings. Guarantees the aesthetic and functional continuity of the wood-effect tiles.



GREENBUILDING RATING®

Fugalite® Bio Parquet
 - Category: Organic Mineral products
 - Class: Organic mineral grouts
 - Rating*: Eco 3

* Rating based on average colour formulations

	Very low VOC emissions	Reduced solvent content 2,4 g/kg			Non-toxic and non-hazardous

RATING SYSTEM ACCREDITED BY CERTIFICATION BODY SGS

PRODUCT STRENGTHS

- Wood effect – Reproduces the continuous surface of wood floors
- Internal and external flooring and walls
- Water-resistant – Drop effect, water-resistant, non-absorbent and does not change colour
- Patented – International patent no. 1403659 from 31/10/2013
- Bacteriostatic – CSTB-tested. Prevents the proliferation of bacteria and moulds
- Stain proof – Tested by the Italian Ceramic Center – Bologna (Centro Ceramico Bologna). Can be cleaned easily
- Complies with HACCP/EC 852/2004 requirements for food hygiene

ECO NOTES

- Water-based, limits the risk of loads that could be harmful and dangerous to the environment during storage and transportation

AREAS OF USE

Use
 Water-resistant grouting of joints from 0 to 5 mm with high chemical and mechanical resistance and a high level of hardness. Bonding of glass mosaic.

Materials to be grouted:

- wood-effect tiles
- porcelain tiles, low thickness slabs, ceramic tiles, klinker, cotto, glass and ceramic mosaic, of all types and formats
- natural stone, recomposed materials, marble

Flooring and walls, for internal and external use, domestic, commercial and industrial applications and street furniture subject to permanent or occasional contact with chemical substances, in environments subject to heavy traffic, swimming pools, thermal water baths and fountains, heated floors, also in areas subject to thermal shock and freezing.

Field of application Directive CE MED
 Environmentally compatible grout and adhesive ceramized used as adhesive and/or as sealant between tiles.
 Maximum mass per area 1475 g/m²
 Thickness as adhesive layer 0,9 ± 0,1 mm
 Thickness as sealant between tiles 3,9 ± 0,1 mm
 As finishing material for all exposed interior and concealed or inaccessible surfaces. When intended for bulkhead and ceiling, the product may be applied to any non-combustible support having a thickness equal or greater than 10 mm and a density ≥ 656 kg/m³. When intended for decks the product may applied to any metallic support, any non combustible support an any material having low flame spread characteristics.

Do not use
 On joints more than 5 mm in width, on porous flooring for which more specific or alternative chemical resistances are required compared with those listed in the chemical resistances table, to grout elastic expansion or fractionizing joints or on substrates that are not fully dry and subject to moisture rising.

* Centro Ceramico Bologna has passed the test for Resistance to stains following UNI EN ISO 10545-14 (Test Report N° 3686/11)

INSTRUCTIONS FOR USE

Preparation of substrates

Before grouting joints, check that tiles have been laid correctly and are anchored perfectly to the substrate.

Substrates must be perfectly dry. Grout joints in accordance with the recommended waiting time indicated on the relative data sheet for the adhesive used. For mortar substrates, wait at least 7 – 14 days depending on screed thickness, ambient weather conditions and on the level of absorption of the covering and the substrate. Any water or moisture rising can cause vapour pressure to accumulate, which may in turn loosen the tiles on account of the complete non-absorbency of the grout or of the tiles themselves. Joints must be free from any excess adhesive, even if already hardened. Furthermore they must be of an even depth for the whole width of the tile covering, thereby ensuring maximum chemical resistance. Any dust and loose debris must be removed from joints by carefully cleaning them with vacuum cleaner. The surface of the coating material to be grouted must be dry and free from dust or building dirt; any residual protective coatings must first be removed using specific products.

Before grouting joints, check the cleanability of the tile covering, as porous or highly micro-porous surfaces may make cleaning difficult. It is advisable to perform a preliminary test on tiles not to be laid or in a small, concealed area. In these cases we recommend treating the covering with specific protective products, being careful to avoid applying them to the joints.

Preparation

Fugalite® Bio Parquet is prepared by mixing together parts A and B from the bottom upwards, using a low-rev (≈ 400 /min.) helicoidal agitator, respecting the preset ratio of 2 : 1 of the packs. Remix part B briefly and pour it into the bucket containing part A, being careful to mix the two parts uniformly until a smooth, even-coloured mixture is obtained. In any case, mix only enough grout that can be used in full within 45 min. at +23 °C, 50% R.H. Fugalite® Bio Parquet containers must be stored at a temperature of approx. +20 °C for at least 2/3 days before use. Higher temperatures make the mixture too fluid and shorten hardening times, while lower temperatures make the mixture harder to spread and slow down setting times. At temperatures of less than +5 °C, the product will no longer set.

Application

Fugalite® Bio Parquet must be applied evenly on the tile covering with a hard rubber spreader. Grout material has to be completely filled between entire joint areas, the application has to be done diagonally with respect to the joints. If grouting is to be on joints only, it is recommended that a test be carried out in advance before laying to ensure the surface can be properly cleaned. Remove most of the excess grout immediately using the spreader, leaving only a thin film on the tile.

Cleaning

Begin cleaning the tilework when the grout is still fresh. On completion, clean up the surface using a thick, large-sized sponge, preferably made of cellulose, damped in clean water to avoid removing grout from the joints. Use circular movements to soften the film of grout on the tiles and finish cleaning the joint surface. Specific high-dispersion polymers ensure all grout residues are removed using only a small amount of water. The use of an excessive amount of water when cleaning would impair the final chemical resistances. It is important to rinse frequently and make sure clean water is used at all times, using appropriate trays and grills with cleaning rollers (wash-boy). If necessary, replace the sponge or felt cleaning pad when saturated with grout. Final cleaning should be done, by sponge applied in a diagonal directions to avoid material coming out from the joints. Once the grout has dried, any streaks can be removed using Fuga-Soap Eco, to be diluted in accordance with the working time and the amount of grout to be removed. Do not walk on floors that are still damp as dirt could still stick to them.

Residual traces of grout can be removed from tools with water before the product has hardened.

INSTRUCTIONS FOR USE AS ADHESIVE FOR GLASS MOSAIC

Preparation of substrates

Substrates must be compact and solid, free of dust, oil and grease, dry and free from moisture rising, with no loose debris or flaky parts such as residues of cement, lime and paint coatings, which must be completely removed. The substrate must be stable, without cracks and have already completed the curing period of hygrometric shrinkage. Uneven areas must be corrected with suitable smoothing and finishing products. On screeds and plasters which are highly absorbent and have dusty, flaky surfaces, it is advisable to apply one or more coats of Primer A Eco water-based, eco-friendly surface isolation primer, following the instructions provided, in order to reduce the water absorption and improve spreadability of the adhesive.

Application

Fugalite® Bio Parquet can be applied with a suitable toothed spreader, to be chosen according to the size and type of mosaic. Using the smooth part of the spreader, apply a fine layer of product, pressing down onto the substrate in order to ensure maximum adhesion, after which the thickness can be adjusted as required by tilting the spreader at an angle. Apply the adhesive to a surface area that will allow laying of the coating material within the open time indicated. Press down the pieces of mosaic using a rubber coated spreader to allow for maximum coverage of the surface.

Cleaning

Residual traces of grout can be removed from tools with water before the product has hardened.

SPECIAL NOTES

The level of slide for Fugalite® Bio Parquet can be improved when applying with low temperature coverings, or when the product itself has a low temperature, by diluting up to 2% with clean water (about an espresso coffee cup for each 3 kg bucket).

Adding Fuga-Wash Eco to the cleaning water gives a better detergent action on coating materials, keeps the sponge cleaner, improves the surface finish of grouting and cleans effectively without the need for rinsing.

Before grouting highly porous surface coverings, or at high temperatures, it is advisable to wipe a damp sponge over the surface to counteract the porosity or to cool the surface, being careful not to cause water to stagnate in the joints.

TECHNICAL DATA COMPLIANT WITH KERAKOLL QUALITY STANDARD

Appearance	part A coloured paste / part B neutral paste
Specific weight	Part A $\approx 1.53 \text{ kg/dm}^3$ / Part B $\approx 1.50 \text{ kg/dm}^3$
Viscosity	$\approx 120000 \text{ mPa} \cdot \text{s}$, rotor 93 RPM 10 Brookfield method
Mineralogical nature of inert material	silicate - crystalline
Chemical nature	epoxy resin (part A) / polyamines (part B)
Grading	$\approx 0 - 250 \mu\text{m}$
Shelf life	≈ 18 months in the original packaging
Warning	Protect from frost, avoid direct exposure to sunlight and sources of heat
Pack	Part A: 2 kg bucket / Part B: 1 kg bucket
Mixing ratio	Part A : Part B = 2 : 1
Specific weight of the mixture	$\approx 1,512 \text{ kg/dm}^3$
Pot life at +23 °C	$\geq 45 \text{ min.}$
Temperature range for application	from +5 °C to +30 °C
Width of joints	from 0 to 5 mm
Foot traffic:	
- at +23 °C	$\approx 24 \text{ hrs}$
- at +5 °C	$\approx 48 \text{ hrs}$
Grouting after laying:	
- with Fugalite® Bio Parquet on coating materials	immediate
- with Fugalite® Bio Parquet on floors	as soon as foot traffic is allowed
- with adhesive	see characteristics of adhesive
- mortar	$\approx 7 - 14 \text{ days}$
Interval before normal use	$\approx 3 \text{ days}$ (mechanical resistance) / $\approx 7 \text{ days}$ (chemical resist.)
Coverage	
- as an adhesive	$\approx 2 - 4 \text{ kg/m}^2$
- as a grout	see Coverage table

Values taken at +23 °C, 50% R.H. and no ventilation. Data may vary depending on specific conditions at the building site, i.e. temperature, ventilation and absorbency level of the substrate and of the materials laid.

COVERAGE TABLE

	Format	Thickness	grammes/m ² joint width		
			1 mm	2 mm	5 mm
Wood-effect tiles	13,5x80 cm	10 mm	≈ 175	≈ 350	≈ 875
	20x80 cm	10 mm	≈ 125	≈ 250	≈ 625
	40x80 cm	10 mm	≈ 75	≈ 150	≈ 375
	11x90 cm	10 mm	≈ 205	≈ 410	≈ 1025
	15x90 cm	10 mm	≈ 155	≈ 310	≈ 775
	22,5x90 cm	10 mm	≈ 110	≈ 220	≈ 550
	10x120 cm	10 mm	≈ 215	≈ 430	≈ 1075
	15x120 cm	10 mm	≈ 150	≈ 300	≈ 750
	20x120 cm	10 mm	≈ 120	≈ 240	≈ 600
	30x120 cm	10 mm	≈ 85	≈ 170	≈ 425
Mosaic	60x120 cm	10 mm	≈ 50	≈ 100	≈ 250
	2x2 cm	3 mm	≈ 560	≈ 1.120	–
Tiles	5x5 cm	4 mm	≈ 305	≈ 610	–
	30x60 cm	4 mm	≈ 40	≈ 80	≈ 200
	50x50 cm	4 mm	≈ 30	≈ 60	≈ 150
	60x60 cm	4 mm	≈ 25	≈ 50	≈ 125
	100x100 cm	4 mm	≈ 15	≈ 30	≈ 75
	30x30 cm	9 mm	≈ 115	≈ 230	≈ 575
	40x40 cm	10 mm	≈ 95	≈ 190	≈ 475
	30x60 cm	10 mm	≈ 95	≈ 190	≈ 475
	60x60 cm	10 mm	≈ 65	≈ 130	≈ 325
	100x100 cm	10 mm	≈ 40	≈ 80	≈ 200
	20x20 cm	14 mm	≈ 270	≈ 540	≈ 1.350
30x30 cm	14 mm	≈ 180	≈ 360	≈ 900	

PERFORMANCE

VOC INDOOR AIR QUALITY (IAQ) - VOLATILE ORGANIC COMPOUND EMISSIONS

Conformity EC 1-R plus GEV-Emicode GEV certified 5206/11.01.02

HIGH-TECH

Static modulus of elasticity	≈ 1230 MPa	ISO 178
Resistance to abrasion	≈ 203 mm ³	EN 12808-2
Water absorption after 240 min.	≈ 0,06 g	EN 12808-5
Working temperature	from -40 °C to +80 °C	
Colour fastness according to UNI EN ISO 105-A05	see table	
Resistance to bacterial contamination	class B+	CSTB 2010-081
Porcelain tiles/concrete tensile strength	≥ 2,5 N/mm ²	EN 1348
Initial shear strength	≥ 5 N/mm ²	EN 12003
Shear strength after water immersion	≥ 5 N/mm ²	EN 12003
Shear strength after thermal shock	≥ 2 N/mm ²	EN 12003
Open time: tensile adhesion	≥ 3 N/mm ²	EN 1346
Resistance to iodine stains	class 4	ISO 10545-14
Resistance to olive oil stains	class 5	ISO 10545-14
Resistance to chromium stains	class 3	ISO 10545-14

Values taken at +23 °C, 50% R.H. and no ventilation. Data may vary depending on specific conditions at the building site.

CHEMICAL RESISTANCE (EN 12808-1)

Acids	Concentration	Permanent contact	Occasional contact
Acetic	2,5%	•	•••
	5%	•	••
	10%	•	•
Hydrochloric	37%	••	•••
Citric	10%	••	•••
Formic	2,5%	•	•
	10%	•	•
Phosphoric	50%	••	•••
	75%	•	••
Lactic	2,5%	•	•••
	5%	•	••
	10%	•	•
Nitric	25%	•	••
	50%	•	•
Oleic	100%	•	•
Sulphuric	50%	•••	•••
	100%	•	•
Tannic	10%	••	•••
Tartaric	10%	••	•••

Legend
 ••• Excellent
 •• Good
 • poor

Values taken at: – ambient +23 °C / 50% R.H. – chemical aggressive agent +23 °C
 N.B. Only mechanical resistance after chemical attack.

CHEMICAL RESISTANCE (EN 12808-1)

Foodstuffs		Main foodstuffs (temporary contact)	
Vinegar		••	
Citrus fruits		••	
Ethyl alcohol		••	
Beer		•••	
Butter		•••	
Coffee		•••	
Casein		•••	
Glucose		•••	
Animal fat		•••	
Fresh milk		••	
Malt		•••	
Margarine		•••	
Olive oil		•••	
Soya oil		•••	
Pectin		•••	
Tomato		••	
Yoghurt		••	
Sugar		•••	
Fuels and Oils		Permanent contact	Occasional contact
Petrol		•	•••
Diesel oil		••	•••
Coal tar oil		••	••
Mineral oil		••	•••
Petroleum		•••	•••
mineral spirit		•	••
Turpentine		•	••
Alkalis and Salts	Concentration	Permanent contact	Occasional contact
Oxygenated water	10%	••	•••
	25%	•	•••
Ammonia	25%	•	•••
Calcium chloride	Saturated Sol.	•••	•••
Sodium chloride	Saturated Sol.	•••	•••
Sodium hypochlorite (Active chlorine)	1,5%	•	•••
	13%	•	•
Caustic soda	50%	•••	•••
Aluminium sulphate	Saturated Sol.	•••	•••
Potassium hydroxide	50%	•••	•••
Potassium permanganate	5%	••	••
	10%	•	•

Legend ••• Excellent
 •• Good
 • poor

Values taken at: – ambient +23 °C / 50% R.H. – chemical aggressive agent +23 °C
 N.B. Only mechanical resistance after chemical attack.

CHEMICAL RESISTANCE (EN 12808-1)

Solvents	Permanent contact	Occasional contact
Acetone	•	•
Ethyl alcohol	•	•••
Benzol	•	••
Chloroform	•	•
Methylene chloride	•	•
Ethylene glycol	•••	•••
Perchloroethylene	•	••
Carbon tetrachloride	•	••
Tetrahydrofuran	•	•
Toluol	•	••
Trichloroethylene	•	•
Xylene	•	••

Legend

- Excellent
- Good
- poor

*Values taken at: – ambient +23 °C / 50% R.H. – chemical aggressive agent +23 °C
N.B. Only mechanical resistance after chemical attack.*












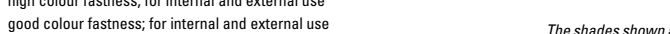
RESISTANCE TO STAINS (ISO 10545-14)

Staining agents	Time exposed to staining agent:	Time exposed to staining agent:
	24 hours	30 min.
Red wine	3	3
Mineral oil	5	5
Tomato ketchup	2	5
Mascara	5	5
Coffee	2	5
Hair dye	1	2

Legend

- 5 can be cleaned under a running hot tap while gently rubbing with a sponge
- 4 can be cleaned with a mild detergent while gently rubbing with a sponge
- 3 can be cleaned with a basic detergent while vigorously rubbing with a sponge
- 2 to clean, treat first with a solvent or aggressive acid or basic solution, then vigorously rub with a sponge
- 1 cannot be cleaned by any of the aforementioned methods

COLOUR CHART

Fugalite® Bio Parquet colours		Colour Fastness* GSc (Daylight) EN ISO 105-A05 standard
54 Larix		4
55 Betula		3,5
56 Acer		3,5
57 Fraxinus		4
58 Fagus		4,5
59 Ulmus		4,5
60 Quercus		4,5
61 Castanea		4,5
62 Milicia		4,5
63 Afzelia		4,5
64 Tectona		4,5
65 Millettia		4,5

Legend

from 5 to 4	high colour fastness; for internal and external use
from 3.5 to 3	good colour fastness; for internal and external use
from 2.5 to 1	limited colour fastness; for internal use

The shades shown are intended as an indication only, for colour selection please refer to the Fugalite® Bio Parquet colour chart.

WARNING

- **Product for professional use**
- use at temperatures between +5 °C and +30 °C
- use packs which have been stored for 2/3 days before use at +20 °C
- respect the mixing ratio of 2 : 1. For partial mixing, weigh the two parts precisely
- workability times may vary considerably, depending on ambient conditions and the temperature of the tiles
- do not walk on floors that are still damp as dirt could still stick to them
- do not lay on substrates subject to moisture rising or which are not completely dry
- if necessary, ask for the safety data sheet
- for any other issues, contact the Kerakoll Worldwide Global Service 01527 578000 - info@kerakoll.co.uk

The Eco and Bio classifications refer to the GreenBuilding Rating® Manual 2012. This information was last updated in September 2016 (ref. GBR Data Report - 10.16); please note that additions and/or amendments may be made over time by KERAKOLL SpA, for the latest version, see www.kerakoll.com. KERAKOLL SpA shall therefore be liable for the validity, accuracy and updating of information provided only when taken directly from its institutional website. The technical data sheet given here is based on our technical and practical knowledge. As it is not possible for us to directly check the conditions in your building yards and the execution of the work, this information represents general indications that do not bind Kerakoll in any way. Therefore, it is advisable to perform a preliminary test to verify the suitability of the product for your purposes.